

Klerrisa Custom Music

April E-News



Latest News....

Hello everyone,

We have just released our ONLINE STORE. You can purchase any of our products online with the safety of PayPal. This will be of great assistance to our overseas clients. As I mentioned in the March E-News, we have credit card facility so there are so many ways to order. We have added an ONLINE ORDER FORM for the teaching resources and for the chart pack. These forms are PDF's so simply download, print, fill it out and either email it back to us or fax it to us to complete your order.

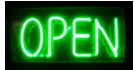
We have finally completed our conversion of all our teaching packs to PDF file so there is a new option to save money. You are now able to purchase the PDF Email option with all of our orders. This means that you can have the resource sent to you inbox as a PDF file (or in the case of some of the resources, as a few PDF files.) If you choose this option and the package has a CD included, then for Australian orders, you will only pay the cost of the CD postage.

We are so excited about these developments and we know that they are going to help our clients access our products. Remember, if you have something specific you would like to see, keep contacting us and letting us know. That is how we continue to grow and work together to create relevant materials for you.

We would also like to remind our clients about our Workshop Series that we run here at Klerrisa Custom Music. The girls are able to present: a number of options tailored for you and your students and there is more information about that further on. Until next time.....
Cheers Kerri

We now have available:
CREDIT CARD FACILITY
For those wishing to pay by credit card, you can do so either via phone, fax or email.



NEW ONLINE STORE



What's New at the ACCESS AREA!

This month, we have placed a copy of our MAGNETIC RHYTHM CARDS. There are two sheets. These cards are great if you do mathematical equations with your students or rhythm dictation. Here is how you can create these cards:

- Download the image
- Enlarge it onto an A3 page
- Get a thin, flexible fridge magnet & cut it into 1 cm squares
- Glue these small squares onto the back of the cards
- Run the whole thing through a laminator (yes the magnets will go through)
- Cut and place individually on the board.



STAFF PROFILE: Lisa Crouch

Lisa Crouch was a High School Music & Drama teacher for 12 years before deciding to become a full-time entertainer. She performs her own Solo Cabaret show, performs in a duo called “Just Jammin”, fronts a 6 piece band called “Dig This” and she also has a production show entitled “Powerhouse Divas” and a Dinner Cabaret Show entitled “Experience the Divine”.

She has been the recipient of the MO Award for “Most Outstanding Performer of the Year” and “Female Vocalist of the Year.” She has also been awarded the “Female Vocalist of the Year” at the Australian Club Entertainment Awards. Lisa has entertained audiences all over Australia and the world, performing on cruise ships out of Australia and America. She has produced five albums and a number of singles, all of which are available here globally through iTunes.

Lisa has conducted Vocal Masterclasses for Talent programs at Campbelltown Performing Arts High School, the James Busby Talent Identification Program, Dubbo Senior College and West Wyalong High School.

STAFF PROFILE: Kerri Lacey

Kerri Lacey has been a Music & Drama teacher for 18 years having reached the position of Head Teacher. She is a vocalist and instrumentalist, obtaining a Masters in Performance on Bassoon and has been a HSC marker for practical, aural and composition in Music 1 and 2. She is the owner of Klerrisa Custom Music and is the person who creates the teaching packages and activities.

Kerri also works as a full time entertainer as the other half of “Just Jammin” (MO Award winners), a member of “Dig This”, she is a singer/instrumentalist/dancer in both “Powerhouse Diva’s” and “Experience the Divine” and she is also Lisa’s Manager. She is regularly participant at the Australasian Music Business Conference and is in touch with a variety of aspects of the Entertainment Industry.

SOME TIPS FOR TEACHERS!!

- Be nice to secretaries, avoid the bus drivers and don't let your room get too messy.
- Never apologize in class about the curriculum. Don't ever tell your students that your lesson might not be as good as you had planned, or that you forgot the tape recorder. Most kids don't notice when things are missing.
- When leading a class discussion and a student asks a question softly, make sure you are the one to repeat the question loud enough for all to hear rather than putting the quiet one on the spot. Build confidence in that student by speaking with them separately and reminding them to speak louder when asking a question.
- By the end of the class, try to learn everyone's name. Make notes in the roll if need be to help you. You would be astonished as to how much respect that can generate from a single effort on your part.
- Issue directions one or two at a time.
- Don't say, “You must raise your hand to answer a question” and then answer several questions without a raised hand. Consistency is the key.
- Be consistent with your behaviour and then the students know what to expect.
- A well taught and organised lesson mitigates against discipline problems.
- Variety is the spice of life and the spice of a classroom. Vary your teaching techniques.
- Circulate through your classroom.
- Scan the class at unpredictable times like during a task and if you discover someone doing the wrong thing like chewing gum, turn your back to the class and say something like: before we continue, Johnny throw out the gum.” The element of surprise is so cool.
- If a student is doing the wrong thing with equipment, like playing with a beater or pencil, I usually circulate through the room and simply remove it from the student without saying a word. A single look has an amazing amount of power.
- Teach your students how to READ, WRITE AND STUDY for your subject—Don't leave it to the English teacher.

WORKSHOP MASTERCLASS SERIES With Lisa Crouch and Kerri Lacey



With such multi talented and experienced performer/teachers, a workshop day is full of plenty of information and helpful hints for students and teachers alike. The girls are able to combine different masterclasses depending on the needs of your students.

VOCAL MASTERCLASS WITH LISA CROUCH

(Cost \$330 inc GST for full day—max 30 students)

This masterclass is designed for vocalists. Lisa is able to talk about Performing tips, Vocal Health and Techniques. She is able to teach a number of simple vocal warm-ups and group performance pieces. She can cover technology and microphone technique as well. Lisa will also individually masterclass up to 15 students on the day. All students will receive a workshop booklet containing copies of the notes about vocal health, performance tips, microphone technique and access to the online resources like the warm-ups and performance pieces that they can download for future use.

AURAL/PERFORMANCE MASTERCLASS WITH KERRI LACEY

(Cost \$440 inc GST for full day—includes \$125 worth of resources for teachers.)

This masterclass is designed for all vocal and instrumental students. During this full day workshop, Kerri can focus on a variety of areas. She can workshop up to 15 performance by students on a variety of instruments including groups, demonstrate the Aural 101 listening technique, give tips for HSC performance and Viva Voce preparation, give tips for those preparing for the HSC Exam in NSW and talk individually with students regarding their viva and composition projects.

With this workshop, all students receive a booklet with performance and viva voce tips and a copy of the “Investigating Different Styles” Booklet from the Aural 101 package with online access to the recordings. The teacher will receive a copy entire Aural 101 resource (\$90 value) and a copy of “How to Write a Musicology Viva” (value \$35). If these resources are already at the school or the school does not wish to include them in the workshop, then the workshop price will be \$330 inc GST.

COMBINATION WORKSHOPS WITH LISA AND KERRI

(Cost \$550 inc GST for full day)

The combination workshops are tailored to the needs of your students. The maximum number for these masterclasses depend on what you want them to achieve. Please call us regarding these options. Other successful combinations that have been executed in the past are:

- Combined Vocal and Aural/Performance Masterclass - all instruments. (Total 30 Students)
- HSC Performance Masterclass - all instruments (max 50)
- HSC Preparation day - all instruments (max 50)
- Performance techniques with small ensembles

For more information, contact Kerri on 02 9822 1997 or 0412 505323 or email kerri@kerrilacey.com.au



Klerrisa Custom Music

www.kerrilacey.com.au/kcm

Providing quality materials for Entertainers and Educators!

POSTAL ADDRESS: P: 02 9822 1997
PO BOX 139 F: 02 9822 0327
BONNYRIGG NSW 2177 E: kerri@kerrilacey.com.au

TIP OF THE MONTH: QUESTIONING

As teachers we tend to ask questions in the "knowledge" category 80% to 90% of the time. These questions are not bad, but using them all the time can create a plateau. Try to utilize higher order level of questions. These questions require much more "brain power" and a more extensive and elaborate answer. Below are the six question categories as defined by Bloom's Taxonomy with suggested strategies.

KNOWLEDGE: Uses skills in remembering, memorizing, recognising, recalling information, identifying, describing who, what, when, where and how.

COMPREHENSION: Uses skills in interpreting, translating from one medium to another, describing in one's own words, organising and selecting facts and ideas, retelling.

APPLICATION: Uses problem solving, application of information to produce some result, use of facts, rules and principles, and sample questions like: how is.....an example of?; how isrelated to?; why issignificant?

ANALYSIS: There are many higher level options here—subdividing something to show how it is put together, finding the underlying structure of a communication, identifying motives, separate a whole into component parts, outlines, classifyaccording to, compare and contrast, what evidence can you list for

SYNTHESIS: Creating an original product, combine ideas to form a new creation, prediction questions, what ideas can you add, how would you create a new....., deduction and reason (what might happen if you combined...), resolution (what solutions would you suggest for...)

EVALUATION: Making decisions, resolving controversies, developing opinions or judgements, deduction (what criteria would you use to evaluate.....)

Whilst other subjects can get locked to asking "knowledge" questions, Music activities do lend themselves more to the last four groups—Application, Analysis, Synthesis and Evaluation.

However, there are three very productive types of questioning styles that are quite useful in the Music Classroom"

THE PLAYGROUND QUESTION: Asked by the teacher focussing in on one part of the material investigated—"What generalisations about the style of this piece of music can you make from listening to the first 8 bars?"

THE BRAINSTORM QUESTION: Used a lot in music to generate as many ideas on one topic in a given set of time.

THE FOCAL QUESTION: This question will focus on a single issue and the students will need to use deduction and opinion to answer—"Do you think Stravinsky's music is a reflection of his predecessors or a development of new ideas?"